









## Kudo for Windows Fast Start

To catalog and browse image, movie, sound and font files on this CD-ROM:

1. Click on the startup screen **Open Catalog**  button to access images on this CD-ROM without installing Kudo on your hard disk. If you will be using this CD-ROM often, click on the startup screen **Install**  button to install Kudo on your hard disk.
2. In the open image catalog, select a thumbnail image and right click to view the original image or media file. Double left click to open the image file in an associated application such as Illustrator, PhotoShop, Word or Acrobat.
3. Maximize the catalog window and click on the scroll bar to browse the catalog.
4. Click on the colorful  toolbar buttons to view the thumbnail images in different sizes.
5. Click on the **Riffle**  button in the toolbar. Adjust the **Riffle** speed with the up and down arrow keys. Press the spacebar to stop **Riffle**.
6. Click the **Find**  button on the toolbar to search for image or multimedia files in the catalog using text descriptors. The **Name** and **Notes** fields in the **Find** dialog box can provide useful clues when searching for images. Many catalog publishers also provide **Keywords** in the **Notes** field to assist your search.
7. The results of search operations are presented as a found set of thumbnail image records. Most Kudo catalog searches are visual browsing journeys, but text searches can help to narrow the browsing range of image records. Select the **Find All**  toolbar button to display all of the thumbnail image records in the catalog.
8. Inert images into document files from an open catalog with drag and drop. To put a selected image file into Word, Illustrator, PhotoShop, PageMaker, Word, XPress, Draw or other Win95/NT application, drag it into a document window and drop it. Some applications require you to drop the image in the title bar of the document window or press the **Ctrl** key while dropping. Kudo will get the original image file and insert it in the target document.
9. The **Kudo Image Viewer**  will display images and play movies, sounds and animation.

Kudo is a fast way to find, view, print and use digital images, sounds, or movies. Kudo creates and reads catalogs that can contain thousands of records of media files. Each record is made up of a thumbnail size image and associated text information. Think of each thumbnail as a miniature representation of your original image, except that it takes up very little memory and is formatted for easy distribution. Kudo catalogs are distributed on CD-ROMs, computer networks and the Internet. Visit [www.kudo.com](http://www.kudo.com) to get your free updated copy of Kudo and learn about Kudo catalogs.

**Kudo Internet Multimedia Suite** installs in **Catalog Reader** or in evaluation mode. The **Catalog Reader** lacks some advanced features and will not allow you to make or edit catalogs. Purchase an unlock code to convert Kudo to the full registered version. Purchase the unlock code via the **Open Buy Kudo Form** on the **Kudo Image Browser**  **Help** menu. Kudo is also available from Imspace Systems via telephone (619-272-2600), fax (619-272-4292), email ([sales@inspace.com](mailto:sales@inspace.com)) or Web Site ([www.kudo.com](http://www.kudo.com)) order form.

Thanks for your continuing support and for helping make Kudo the leading image and multimedia management and publishing solution for Macintosh and Windows users.

### Team Kudo @ Imspace Systems Corporation

Kudo® and Imspace Systems® are registered trademarks and Kudo Internet Multimedia Suite™, Kudo Image Browser™, Kudo Image Viewer™, Kudo Catalog Reader™, Kudo Image Publisher™ and Kudo Sentinel™ are trademarks of Imspace Systems Corporation.